

## SENIOR EDUCATION AND TRAINING PLANS (SET PLANS)

### Information for Year 10 Parents/Carers

The Queensland Government has the expectation that all young people should be “learning or earning.” All young people are required to complete Year 10 at school and go on to undertake two years further education and/or training to work towards achieving a Queensland Certificate of Education (QCE), a Senior Statement, a Queensland Certificate of Individual Achievement (QCIA), a Certificate III or IV Vocational qualification or turn 17, whichever comes first.

Young people will be exempt from this if they gain full-time employment. The aim is to encourage as many young people as possible to complete 12 years of schooling or equivalent.

A SET Plan builds on the types of programs already provided for Year 10 students to help them review past achievements and choose a program of education in Years 11 and 12.

The aim of the SET Plan is to set out students’ planned courses of education and training through the Senior Phase of Learning (age 15-17 years).

While the plan will help young people decide on their course of learning before finishing Year 10, it will still be flexible enough to allow young people to make changes when and if they need to.

You will play a critical role in helping them to discover and plan their personal pathways through education and training then onto further learning or work options.

The SET PLAN involves four stages:

Stage 1 – Thinking about the future

Stage 2 – Exploring Options

Stage 3 – Documenting the plan

Stage 4 – Implementing the plan

- *Stages 1 and 2* are completed by the students in the Certificate 1 in Work Readiness course. This course assists student’s structure their learning around their abilities, interests and ambitions. As part of the planning process, students consider their future, strengths, abilities and interests, then investigate their options for careers, a vocational course and/or further education.
- *Stage 3* involves the parents/carers in helping their child make important decisions about their future education, training and employment. This is **vital** to the success of their plan.
- *Stage 4* involves all parties: students, parents/carers and the school in assisting the student as they work towards their goals over their final two years of schooling.

In order to begin the process of documenting your child’s SET Plan, you will need to access the Seton College Webpage. See below for instructions on how to access and complete the SET PLAN. **You need to complete this as soon as possible.**

Once the SET Plan has been developed, *responsibility for the safekeeping of the plan rests with the young person/parent.*


Thank you for your assistance in developing your son/daughter’s pathway towards a career.

Kathryn Flint  
Vet / Work Experience Coordinator

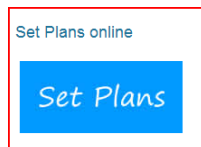
## INSTRUCTIONS FOR ACCESSING SET PLAN

Seton College Webpage <http://www.seton.qld.edu.au/Pages/default.aspx>

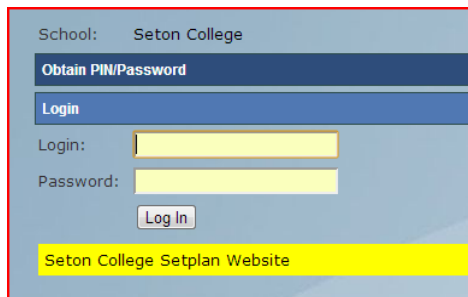
1. Click on Community Access



2. Click on **Set Plans** in the blue box

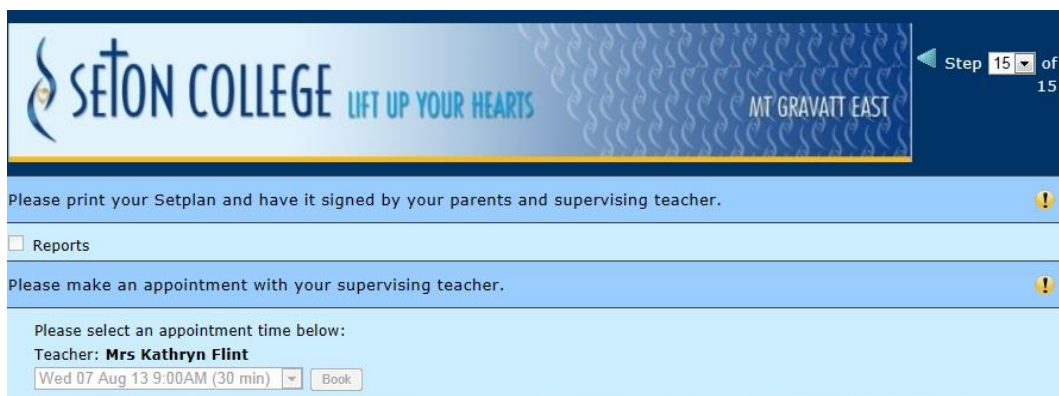


This will take you to the access page where you will need to Login and enter your password



Your Login is **your** (parent) email address used by Mrs Flint to contact you and  
Your password is your child's date of birth, ie 14021998 (DDMMYYYY)

Once you have access, complete all sections. There are 15 pages to complete with the last page providing you with times to make an appointment with Mrs Flint.



Parent responses are marked in **RED**.